

VS SOLUTION


How to Connect Embossed & Plastic Carrier Tape with our SMT Clip & Splice

VS SOLUTION Splice Products are used for connecting the end of a depleted reel of components with the beginning of a new reel without shutting off the pick and place machine.


For Embossed & Plastic Carrier Tape, it proved to be a reliable and accurate connecting with our splice products: SMT Splice Tool and SMT Clip & Splice.




Step: Put SMT Clip & Splice into SMT Splice Tool.




Step : Put pre-cut reel into the Splice Tool by the center of Clip & Splice.




Step : Put another pre-cut reel into Splice tool.



Step : Clench the Splice Tool.




Step : Take off the paper part of Clip & Splice.




Step : Fold down the Clip & Splice on the connecting reel.




Step : Take off the plastic part of Clip & Splice and then discard.



Demonstrate: Downside of connecting reel.



Demonstration: upside of connecting reel



V S SOLUTION

Add: BLK 482, TAMPINES STREET 43, # 04-234, SINGAPORE 520482
Contact: Danny Hui Tel: 0065-91917340